

*Kids
Handwrite™*



RESOURCE MATERIAL



*Lowercase
Worksheets*



COPYRIGHT NOTICE

© 2024 Calgary, Alberta

Canadian copyright laws protect this Resource. Kids Handwrite™ Calgary, Alberta, owns the copyright in Parts II and III of this Resource.

The images in Parts II and III were sourced from **Pixabay** (<https://pixabay.com>) and **Vecteezy** (<https://www.vecteezy.com>). Other colouring pages in Section 1 are Procreate Stamps from Tattoo Worker Studio, available on Design Cuts . All images are subject to their applicable copyright licenses. The links to the images used in the Resource Material can be found in Section 15 Image Attribution.

This work is licensed under **CC BY-NC-ND 4.0**. Attribution-NonCommercial-Share Alike 4.0 International. Under this Creative Commons license, you are free to copy and redistribute the material in any medium or format, and the copyright owners, as licensors, cannot revoke these freedoms as long as you follow the license terms. The terms are as follows:

- **Attribution** - You must give appropriate credit, provide a link to the license, and indicate if changes were made. You may do so in any reasonable manner, but not in any way that suggests the licensor endorses you or your use.
- **Non-Commercial** - You may not use the material for commercial purposes.
- **No Derivatives** - If you remix, transform, or build upon the material, you may not distribute the modified material.
- **No additional restrictions** - You may not apply legal terms or technological measures that legally restrict others from doing anything the license permits.
- **Notices** - You do not have to comply with the license for elements of the material in the public domain or where your use is permitted by an applicable exception or limitation.
- **No warranties are given** - The license may not give you all the permissions necessary for your intended use. For example, other rights such as publicity, privacy, or moral rights may limit how you use the material.

Section 6 – LOWERCASE WORKSHEETS

1. Letter Formation Worksheets


There are two sets of lowercase Letter Formation worksheets, one for Kindergarten and the other for Grade 1. The Grade 1 worksheets can be used as a refresher at the beginning of Grade 2. These worksheets are organized by letter formation groups. There are two lowercase letters on each page. The letter pairs and their corresponding letter groups are as follows:

Group 1*	<i>i</i>	<i>j</i>	Group 3	<i>a</i>	<i>d</i>	Group 5*	<i>l</i>	<i>k</i>
	<i>f</i>	<i>t</i>		<i>g</i>	<i>q</i>		<i>v</i>	<i>w</i>
Group 2	<i>h</i>	<i>r</i>	Group 4	<i>u</i>	<i>y</i>		<i>x</i>	<i>z</i>
	<i>m</i>	<i>n</i>		<i>c</i>	<i>s</i>	*Group 1 letter "l" is with Group 5 letter "k".		
	<i>b</i>	<i>p</i>		<i>e</i>	<i>o</i>			

a) Kindergarten Worksheets

There are 13 Lowercase Worksheets for Kindergarten students. Each Worksheet contains two lowercase letters and:


- a place at the top for the students to print their names and the date;
- a sample of each lowercase letter in black;
- the ductus for each lowercase letter in red;
- an outline of the letter for the students to colour; and
- a blank space below the samples for the students to practice drawing the letters.



b) Grades 1 and 2 Worksheets

There are 13 lowercase worksheets for Grade 1 and Grade 2 students.

Each Worksheet has the same information as the Kindergarten Worksheets, but two sections are below the samples instead of the blank space. These sections contain the model letter to copy, dotted letters to trace and space to practice printing the letters.



2. Letter Practice Worksheets

There are 13 lowercase letter practice pages for the Grade 1 and 2 students. Each practice page contains two lowercase letters. At this stage, the students should focus on:

- letter shape
- keeping the body of the lowercase letters within the x-Height (on the Baseline and at the Waist Line;
- stopping their ascenders at the invisible Ascender Line; and
- stopping their descenders at the invisible Descender Line.


Each practice page contains the same details as the Kindergarten worksheets and Grade 1 and 2 worksheets but has:

- one row below the samples for the students to practice printing one lowercase letter; and
- a second row below the samples for the students to practice printing the second lowercase letter.

Each row has two sample letters, four to trace and space to print their letters. There are five additional rows for the students to practice these lowercase letters.



3. Sight Words



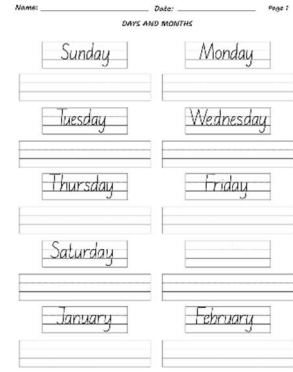
Sight words are words students should recognize and understand when they see them without having to decode them or sound them out.

Five pages of fifteen sight words each are provided for the students to copy. There are three words sight words for each letter of the alphabet for a total of seventy five words.

The space below each word allows the student to practice printing the word two or three times.

4. Days and Months

Although mundane, there are two pages with the days of the week and months of the year for printing practice purposes.



5. Print Animal Word Practice



More interesting are the nine pages of animal names for students to practice their printing.

Above each row, the animal's name and picture are displayed. The name is repeated on the row for students to trace to reinforce the correct letter shape and spacing.

The student then prints the animal's name as many times as there is space in the row below each sample word.

Kids
Handwrite™



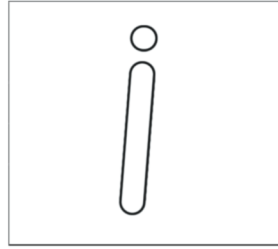
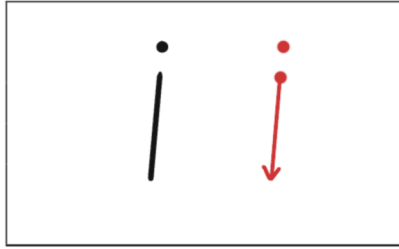
**RESOURCE
MATERIAL**



*Lowercase
Letter Formation*



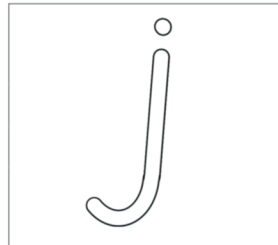

Name: _____ Date: _____



Colour Me



Large empty rectangular box for handwriting practice.




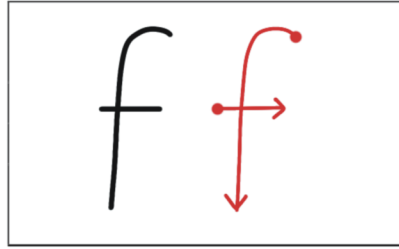
Colour Me



Large empty rectangular box for handwriting practice.

Name: _____ Date: _____

fox




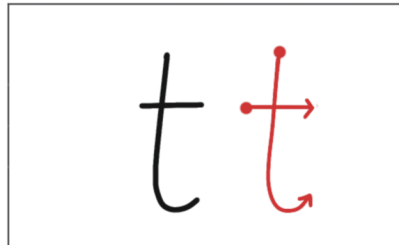
Colour Me




frog

A large empty rectangular box for practicing handwriting.

tiger



Colour Me



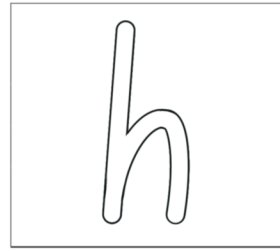
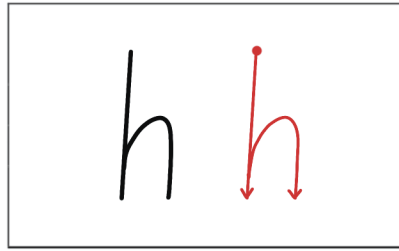
turkey

A large empty rectangular box for practicing handwriting.

Name: _____ Date: _____



hippopotamus



Colour Me


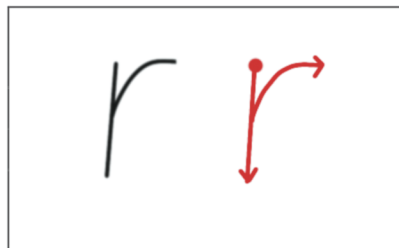


horse


Large empty rectangular box for handwriting practice.



rattlesnake



Colour Me




rabbit

Large empty rectangular box for handwriting practice.

Name: _____ Date: _____



mallard




Colour Me

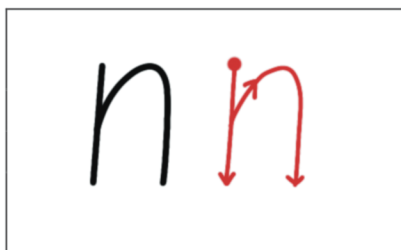


monkey

A large empty rectangular box for handwriting practice.



newt



Colour Me



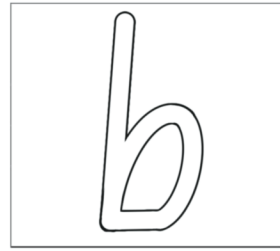
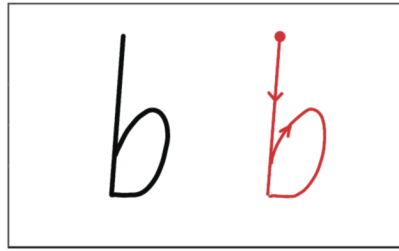
norway rat

A large empty rectangular box for handwriting practice.

Name: _____ Date: _____



bat



Colour Me

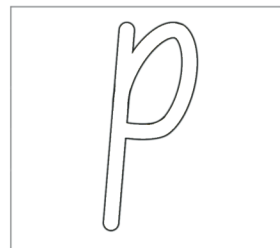


bear

Large empty rectangular box for handwriting practice.



penquin



Colour Me



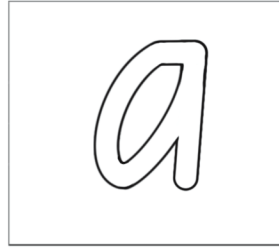
parrot

Large empty rectangular box for handwriting practice.

Name: _____ Date: _____



alligator



Colour Me




armadillo

Large empty rectangular box for handwriting practice.



dog




Colour Me




dolphin

Large empty rectangular box for handwriting practice.


Name: _____ Date: _____



Colour Me



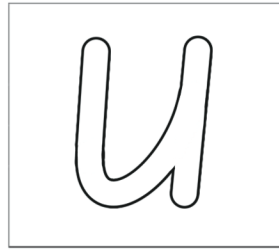
Colour Me



Name: _____ Date: _____



unita
chipmunk



Colour Me




unau

A large empty rectangular box for handwriting practice.



yellow
mongoose



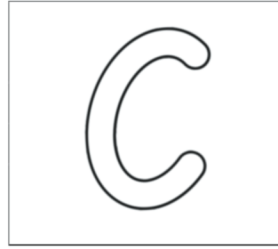


Colour Me






yak

A large empty rectangular box for handwriting practice.


Name: _____ Date: _____



Colour Me




Colour Me



Name: _____ Date: _____



elephant



Colour Me

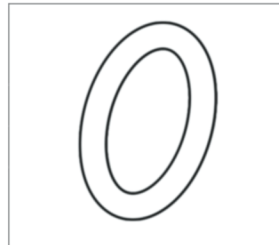


eagle


Large empty rectangular box for handwriting practice.



owl



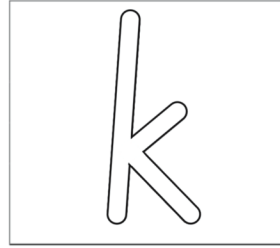
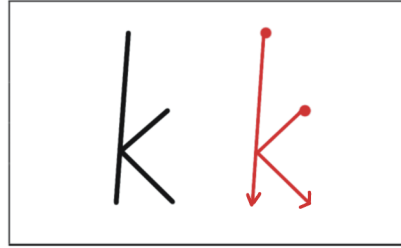
Colour Me



ostrich

Large empty rectangular box for handwriting practice.

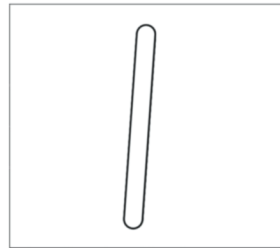
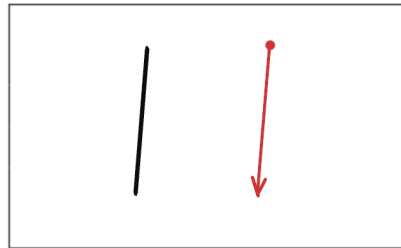
Name: _____ Date: _____



Colour Me



Large empty rectangular box for handwriting practice.




Colour Me




Large empty rectangular box for handwriting practice.

Name: _____ Date: _____




vulture



Colour Me




vicuna




walrus



Colour Me



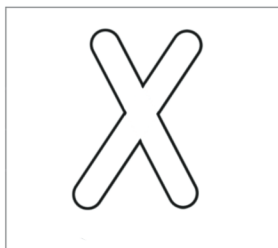
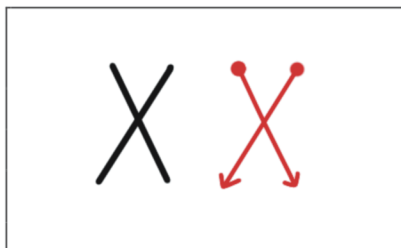
weasel




Name: _____ Date: _____



xantus



Colour Me



xeme

Large empty rectangular box for handwriting practice.



zebu



Colour Me



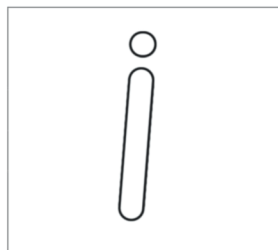
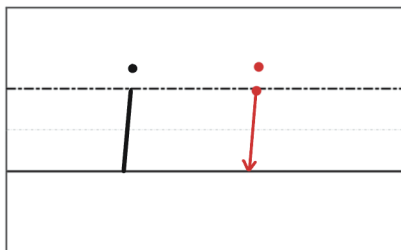
zebra

Large empty rectangular box for handwriting practice.

Name: _____ Date: _____



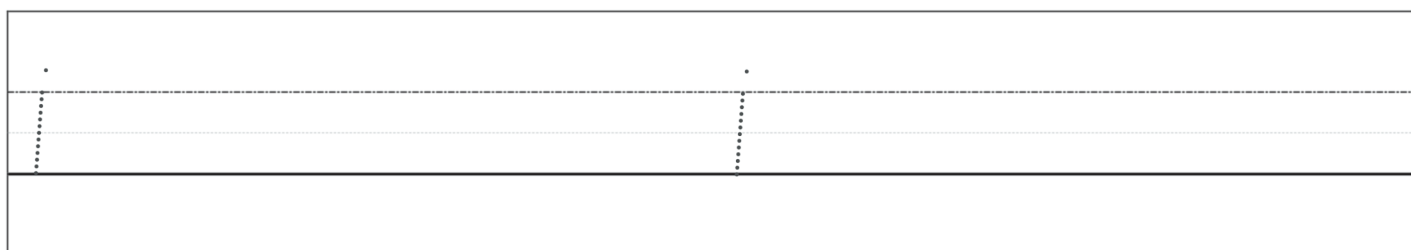
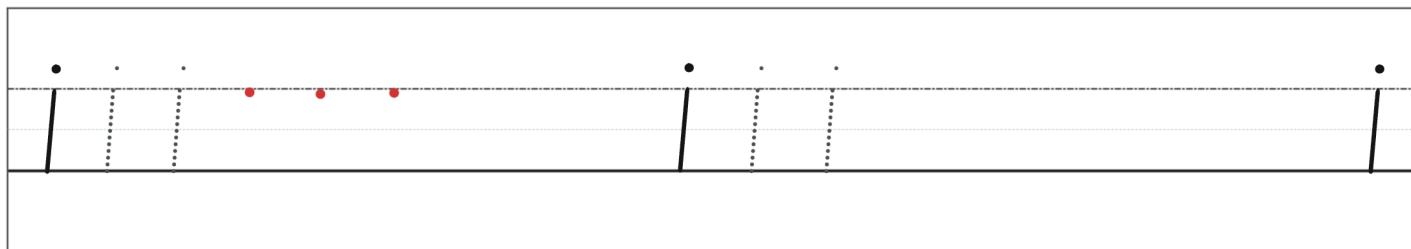
ibex



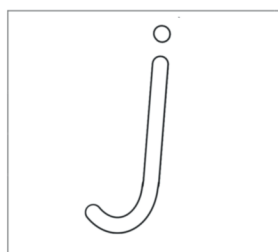
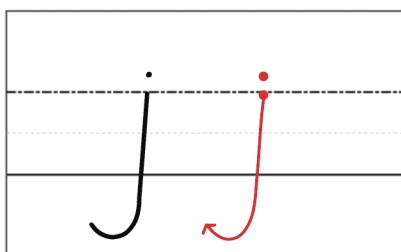
Colour Me



iguana



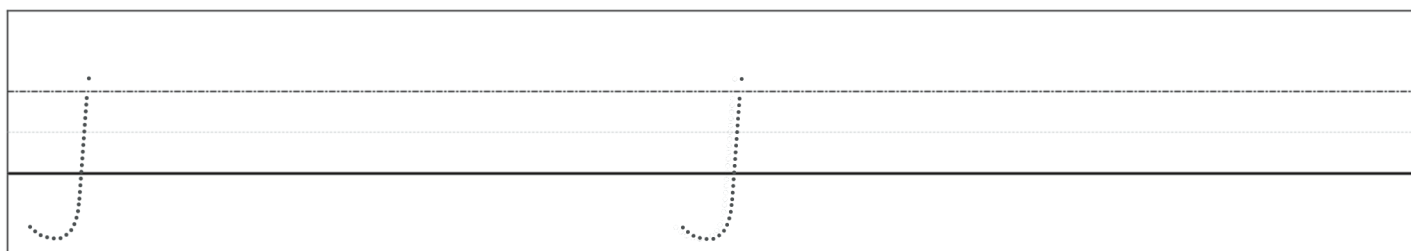
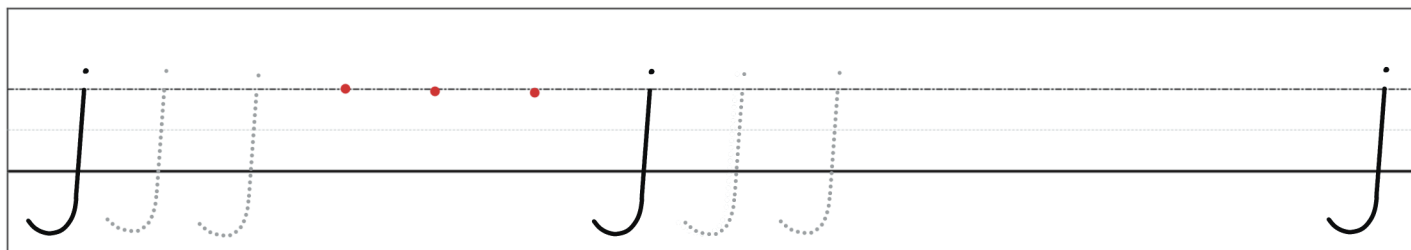
jellyfish



Colour Me


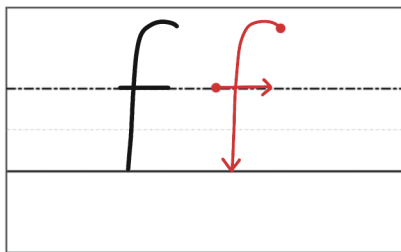


jaguar



Name: _____ Date: _____

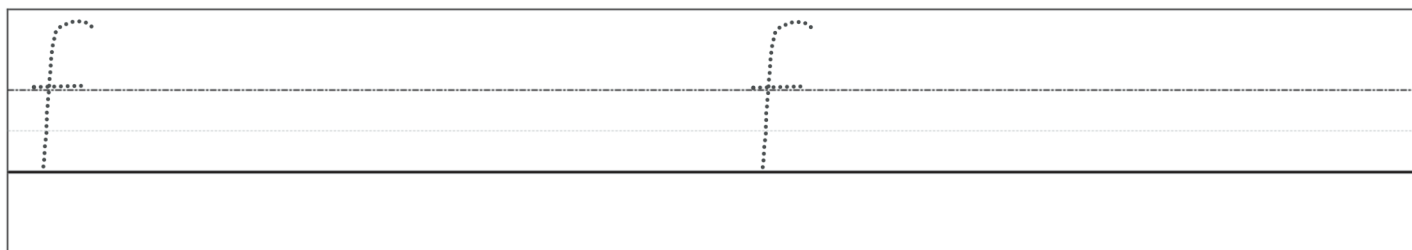
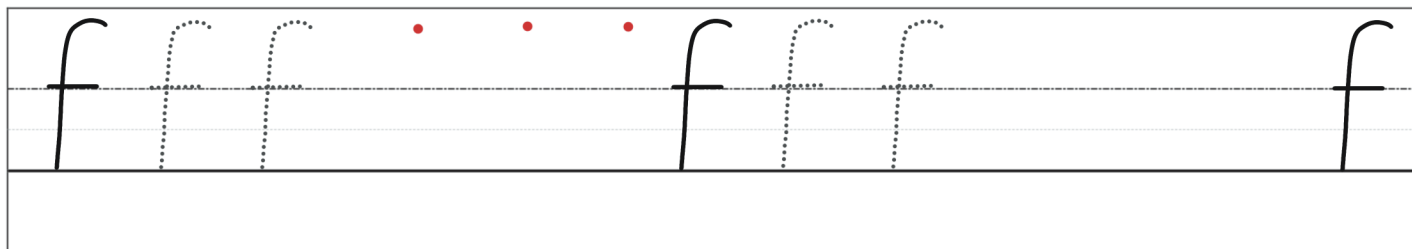
fox




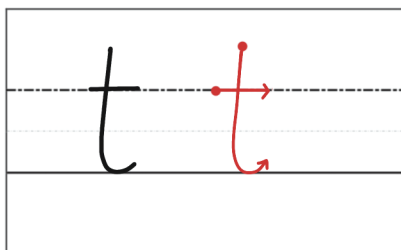
Colour Me




frog



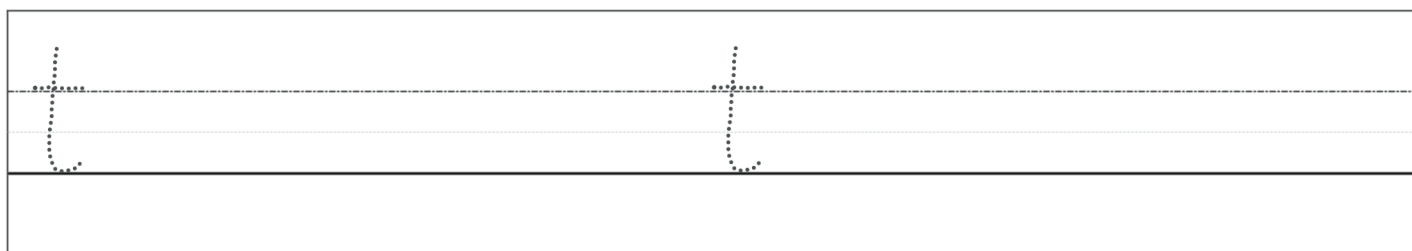
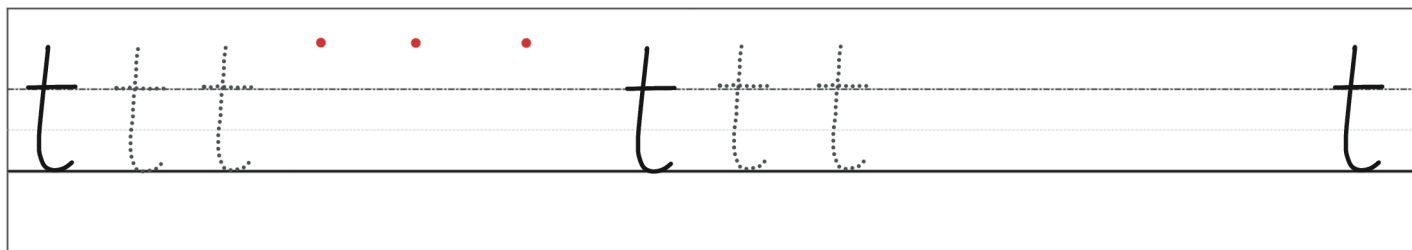
tiger



Colour Me



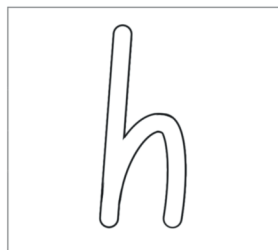
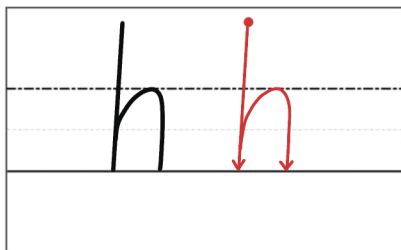
turkey



Name: _____ Date: _____



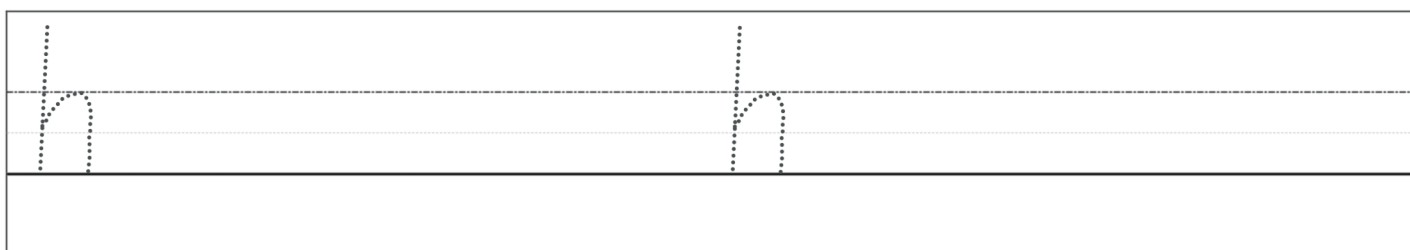
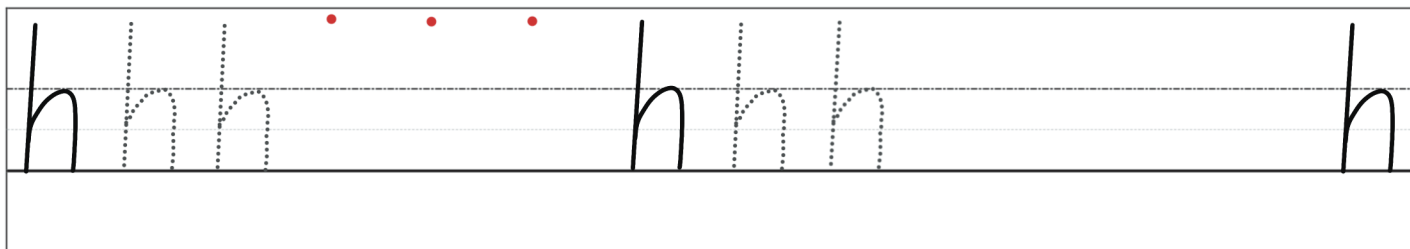
hippopotamus



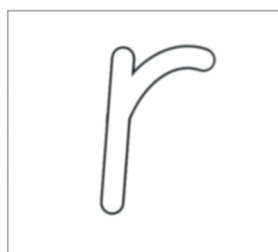
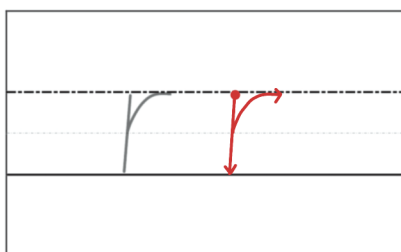
Colour Me




horse



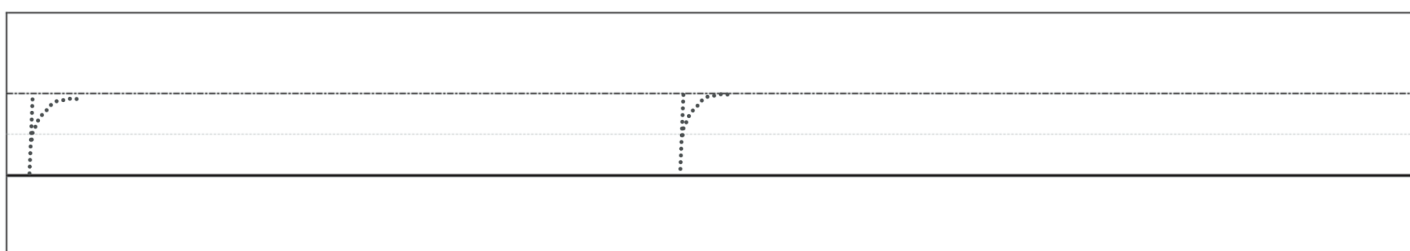
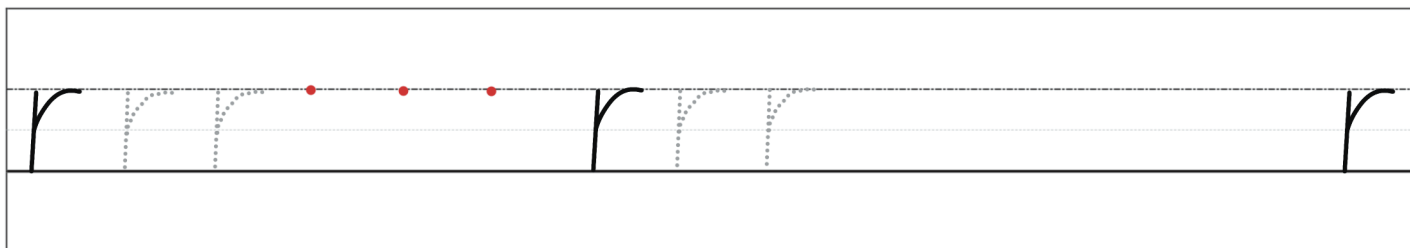
rattlesnake



Colour Me




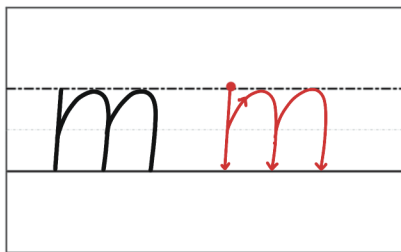
rabbit



Name: _____ Date: _____




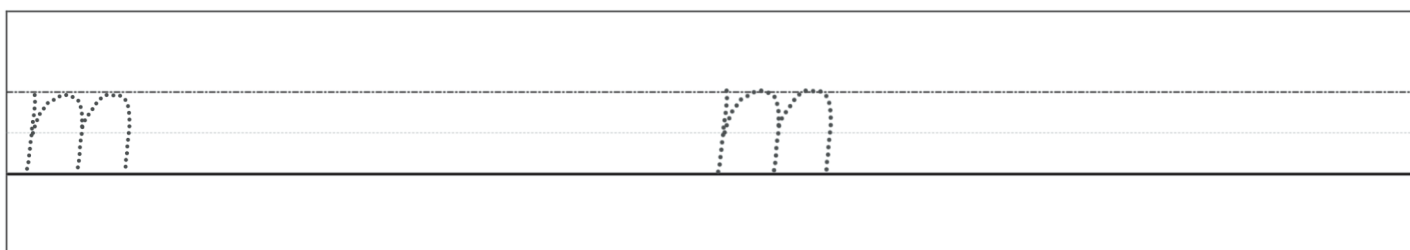
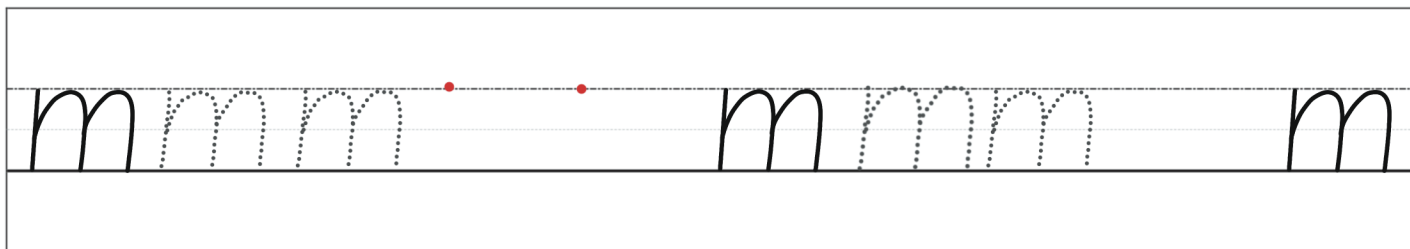
mallard





Colour Me



monkey



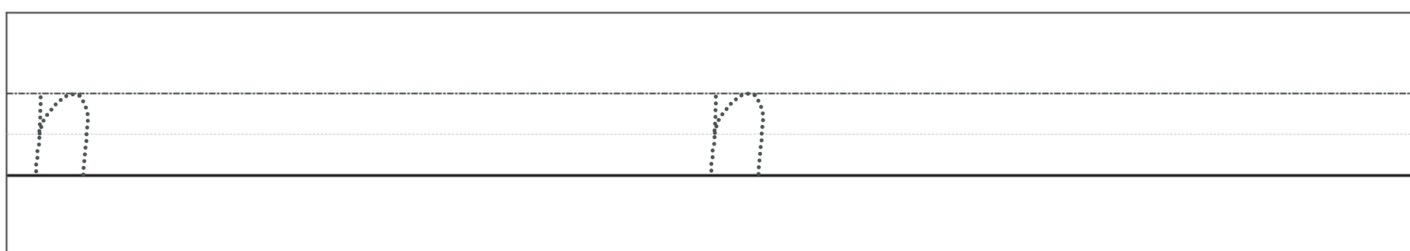
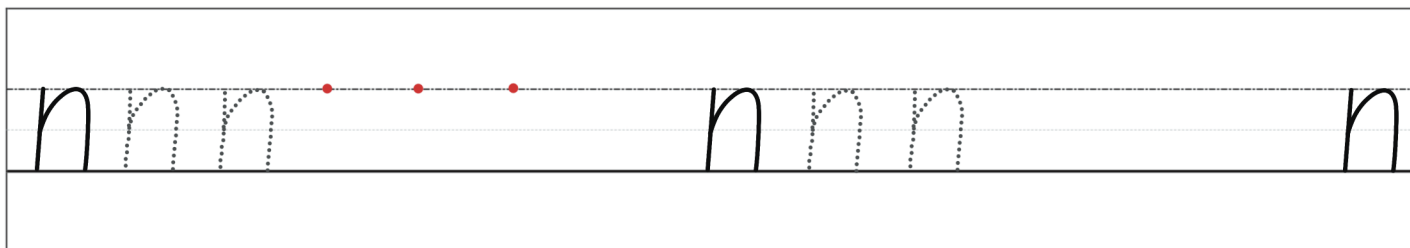
newt



Colour Me



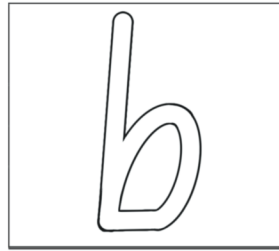
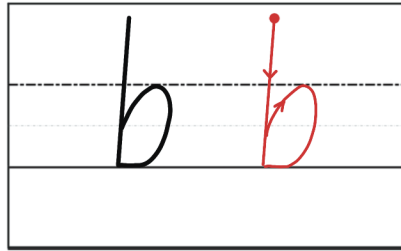
norway rat



Name: _____ Date: _____



bat



Colour Me

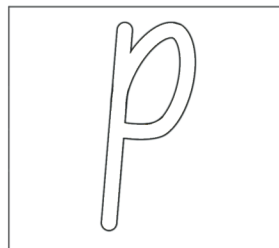



bear

Handwriting practice section for the letter 'b'. It consists of two rows of three-line grids. The first row contains a solid 'b', followed by two dotted 'b's, a red starting dot, another solid 'b', two dotted 'b's, and a final solid 'b'. The second row contains two dotted 'b's for tracing, with empty space for independent practice below.



penquin



Colour Me



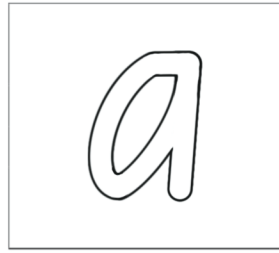

parrot

Handwriting practice section for the letter 'p'. It consists of two rows of three-line grids. The first row contains a solid 'p', followed by two dotted 'p's, a red starting dot, another solid 'p', two dotted 'p's, and a final solid 'p'. The second row contains two dotted 'p's for tracing, with empty space for independent practice below.


Name: _____ Date: _____



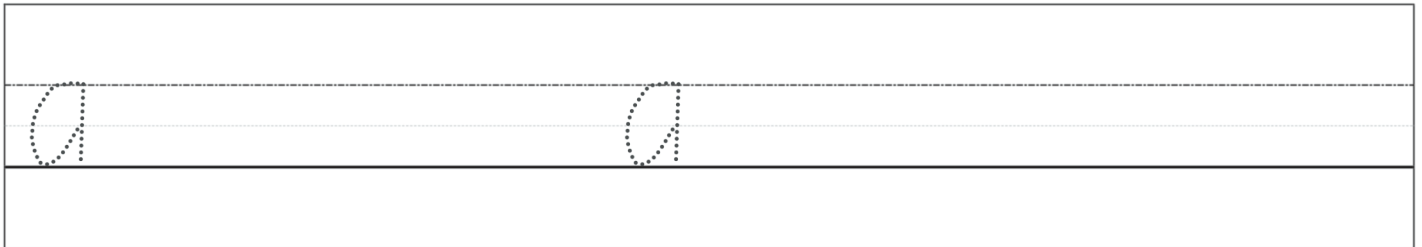
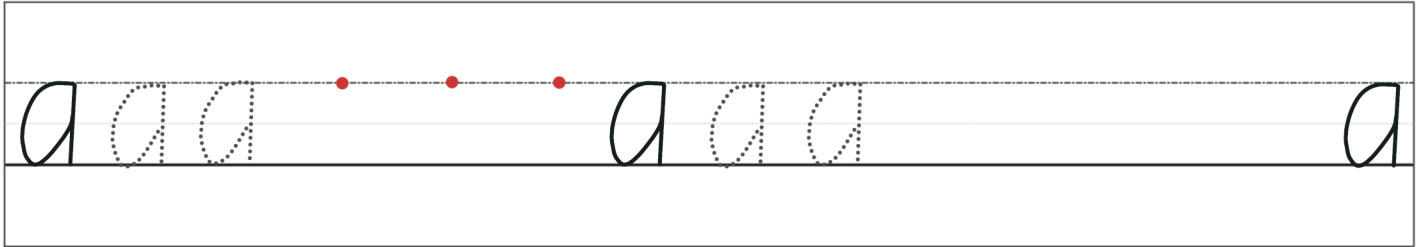
alligator





Colour Me



armadillo



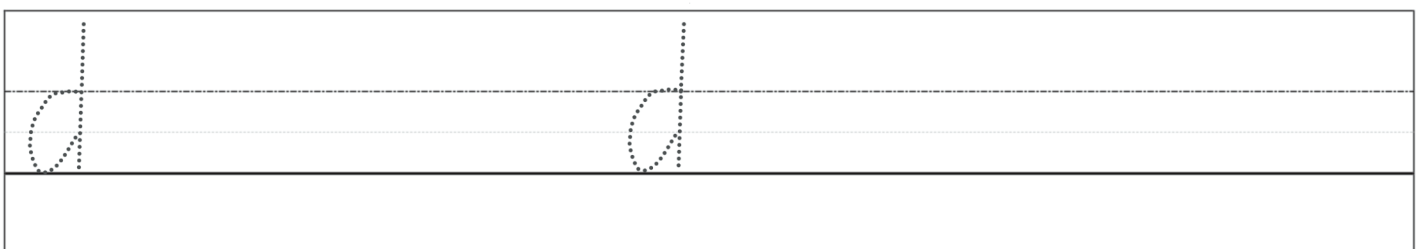
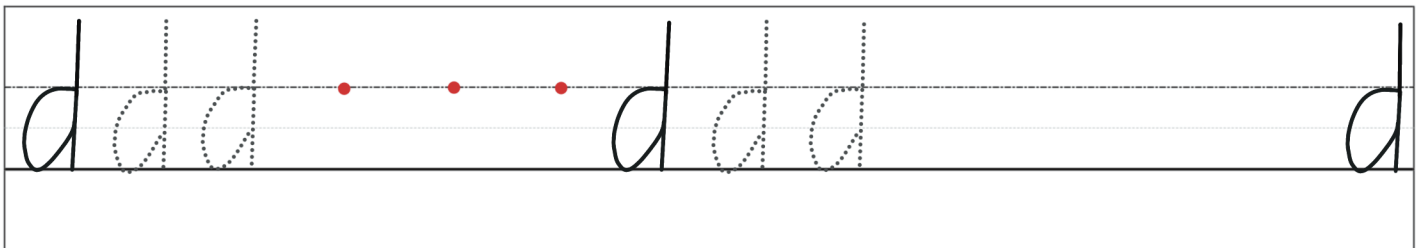
dog




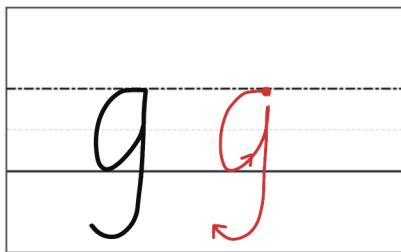
Colour Me




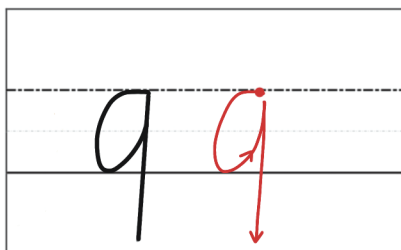
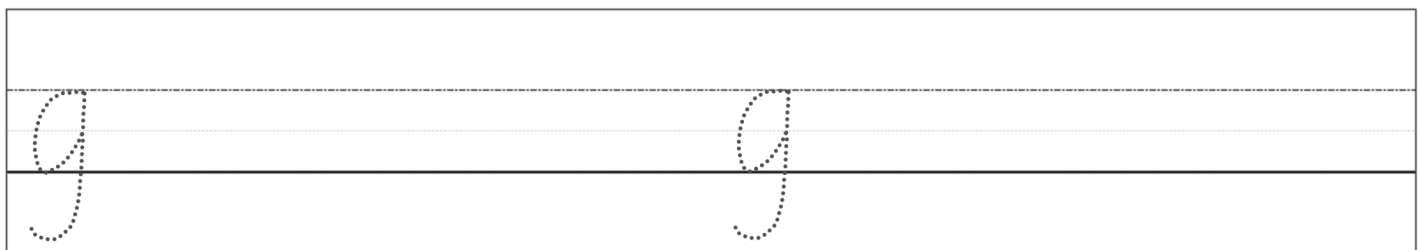
dolphin



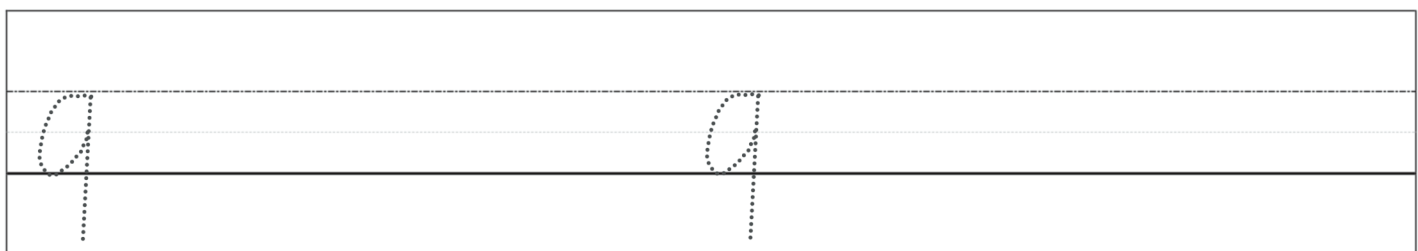

Name: _____ Date: _____



Colour Me



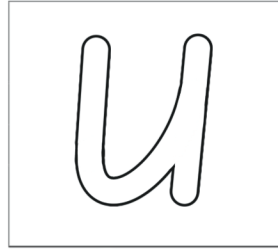
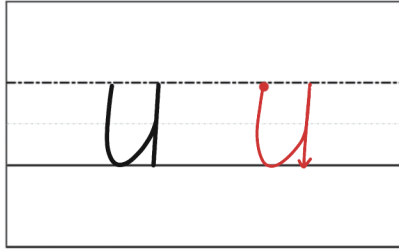
Colour Me



Name: _____ Date: _____



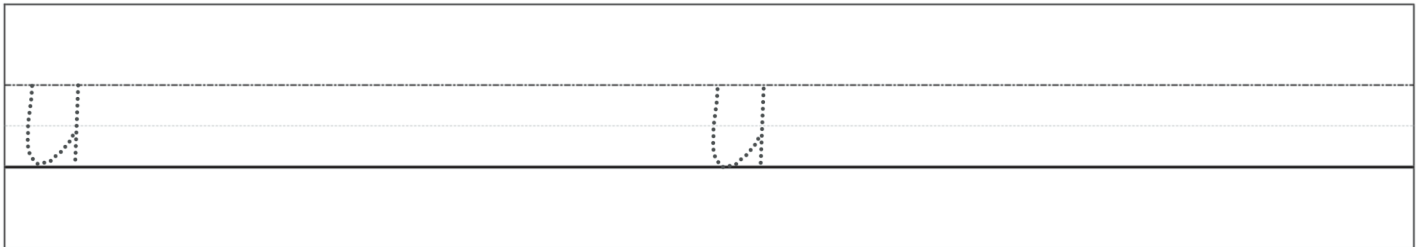
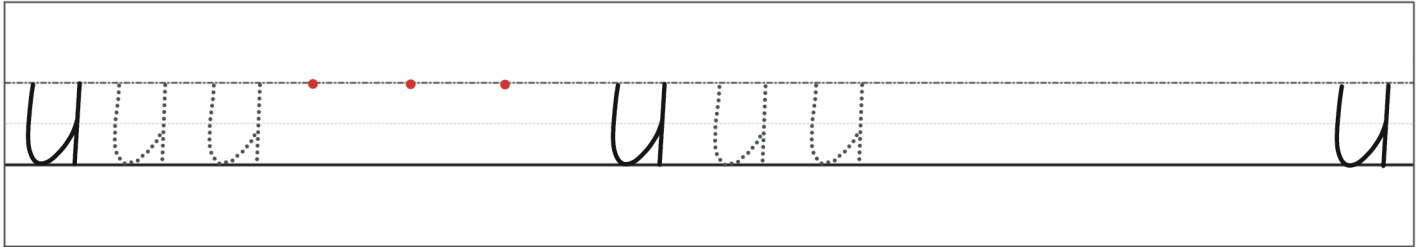
unita
chipmunk





Colour Me



unau



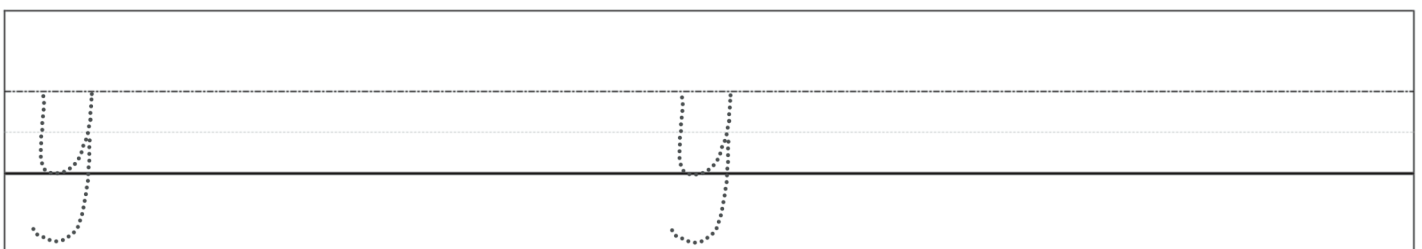

yellow
mongoose



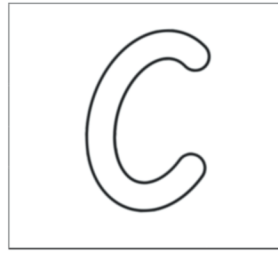
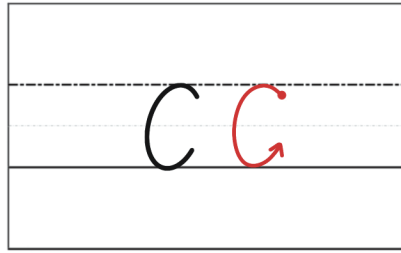

Colour Me




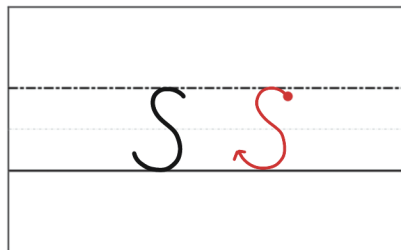

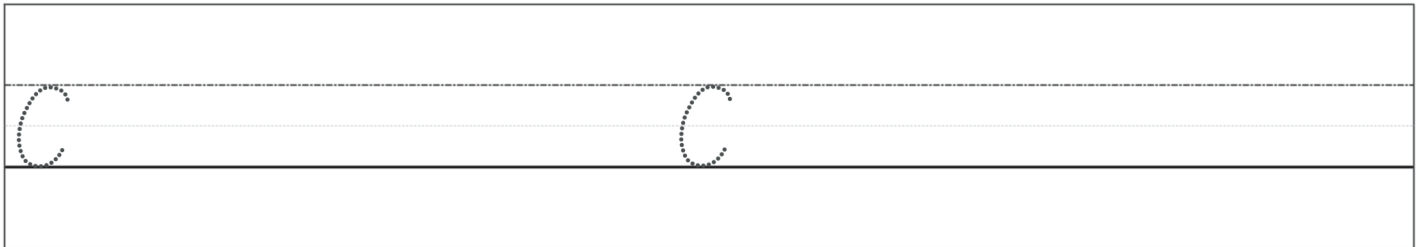
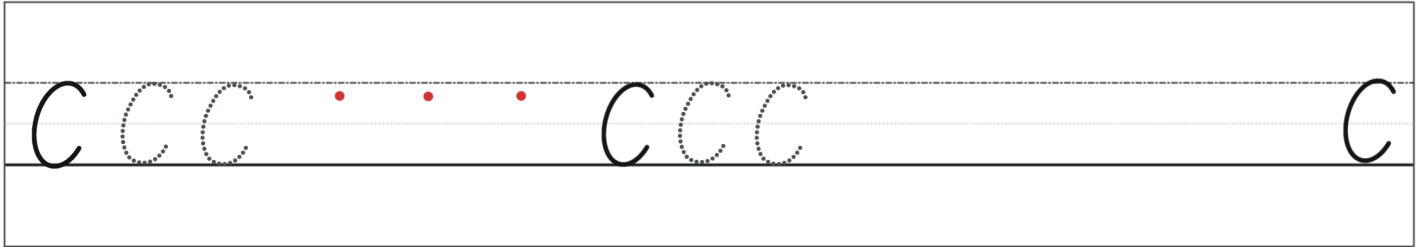
yak



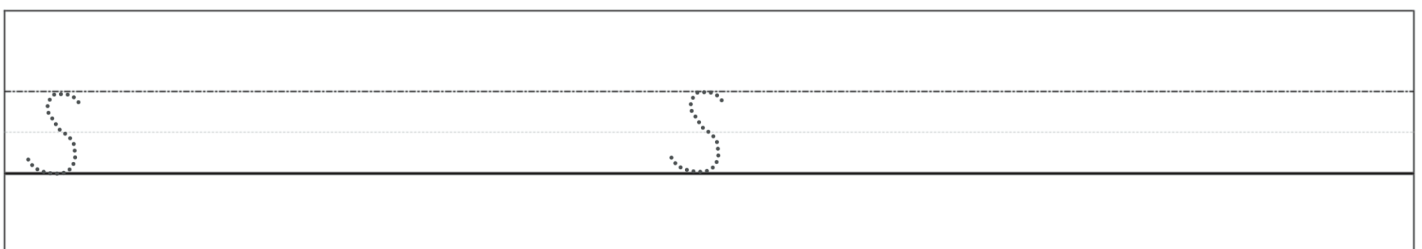
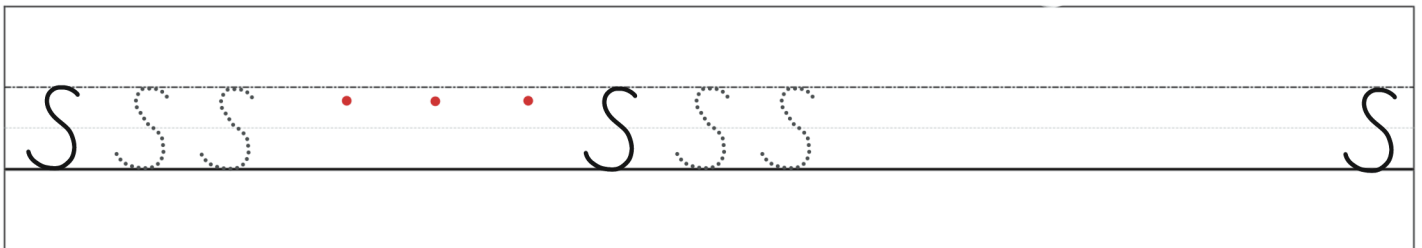
Name: _____ Date: _____



Colour Me




Colour Me



Name: _____ Date: _____



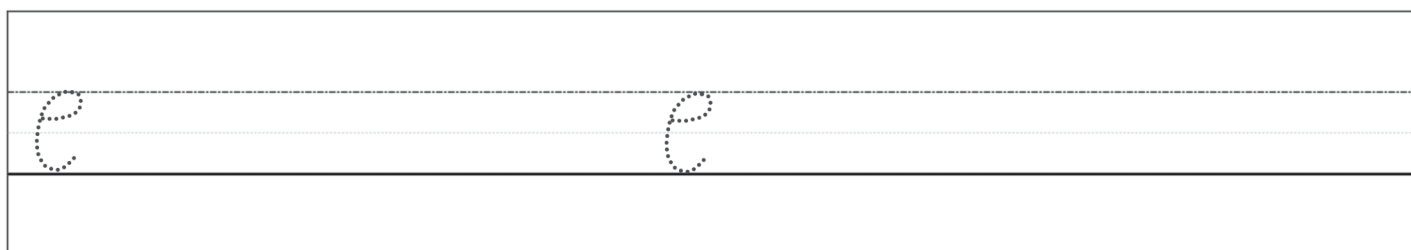
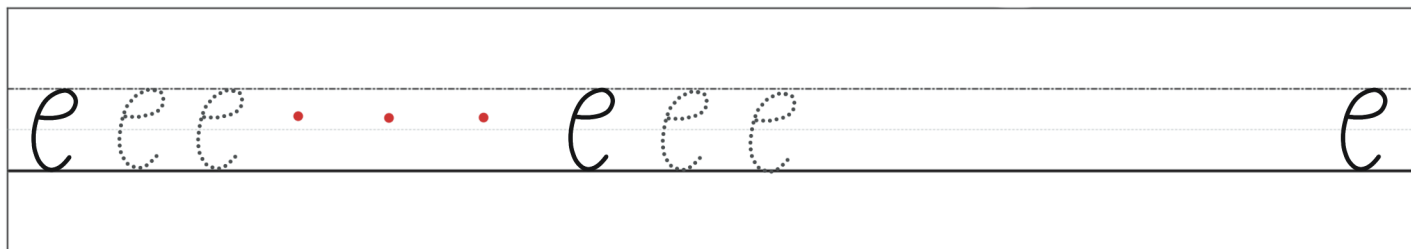
elephant



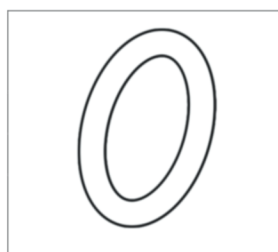
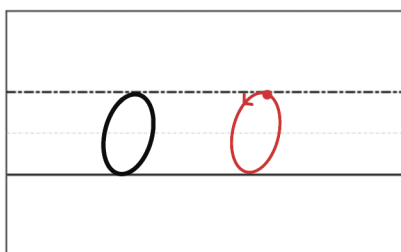
Colour Me




eagle



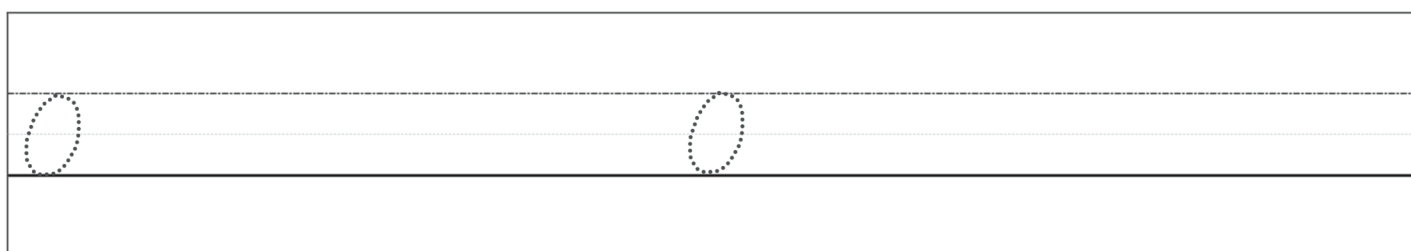
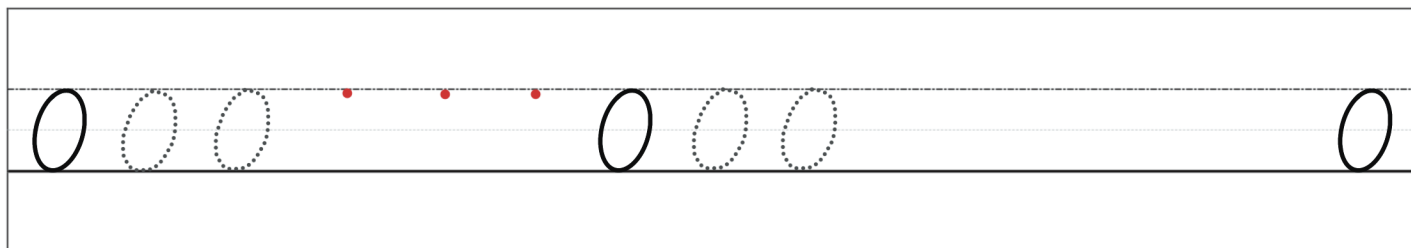
owl



Colour Me




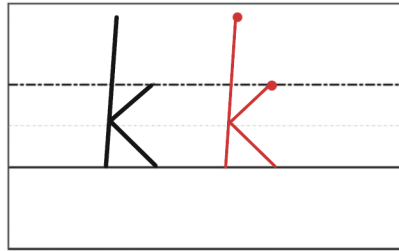
ostrich




Name: _____ Date: _____



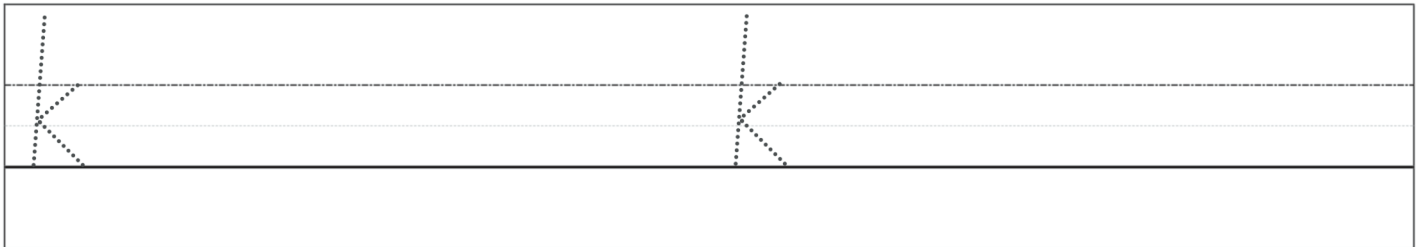
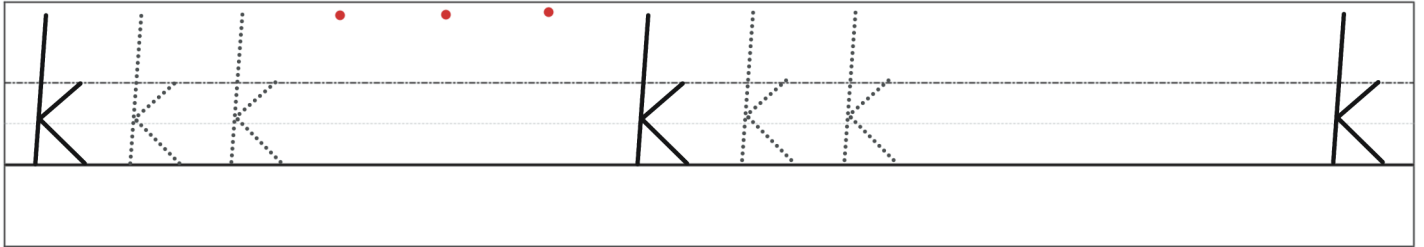
kangaroo



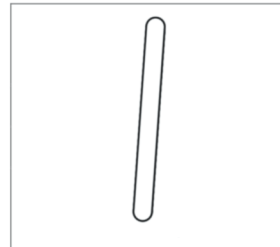
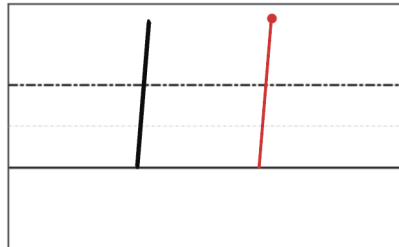
Colour Me



kiwi



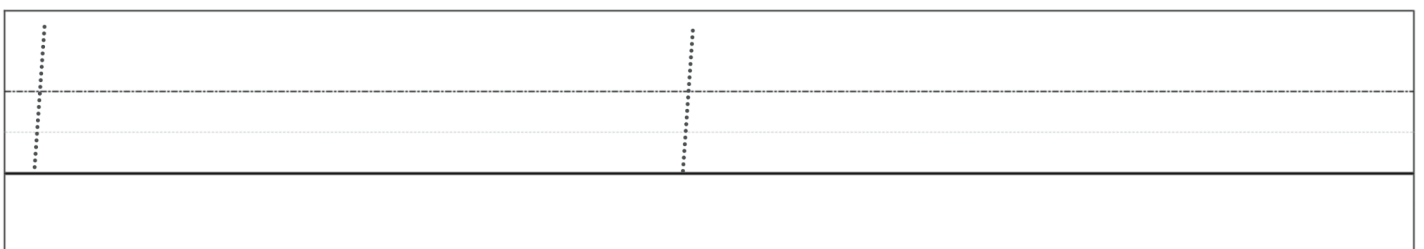
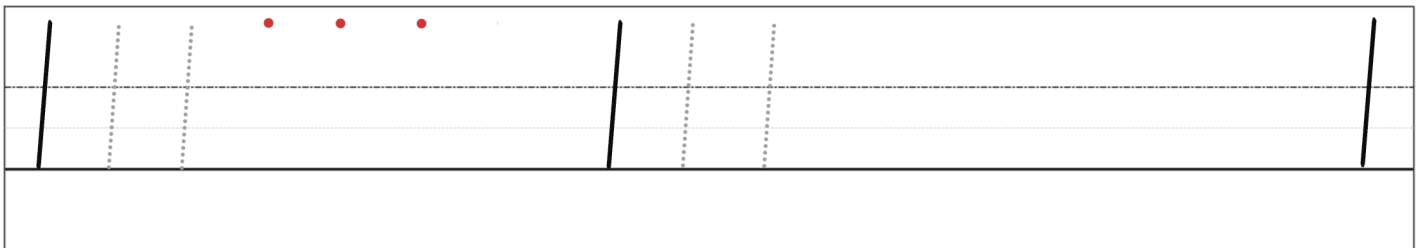
lion




Colour Me




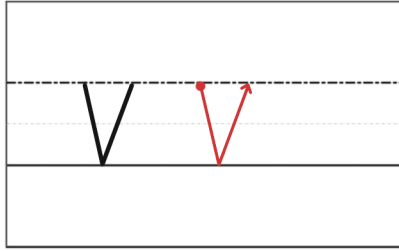
lamb



Name: _____ Date: _____



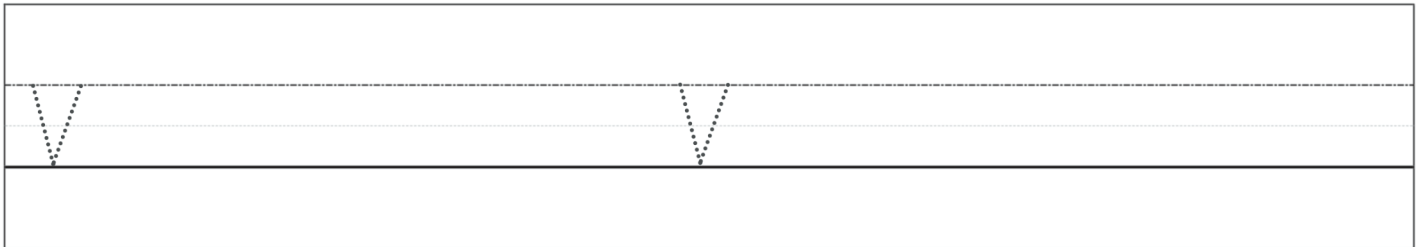
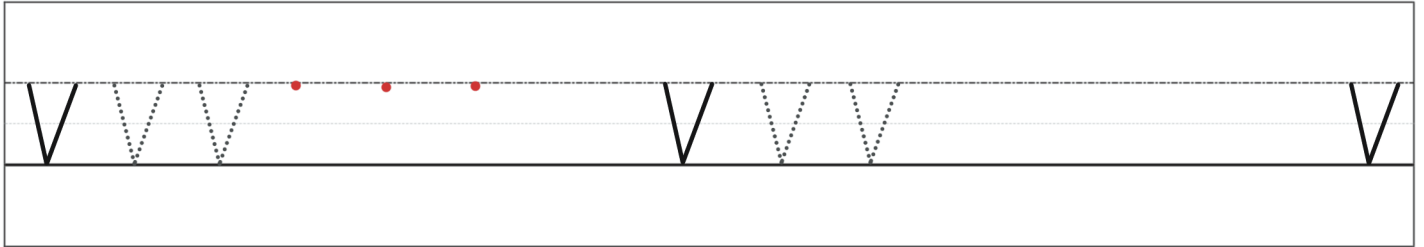
vulture



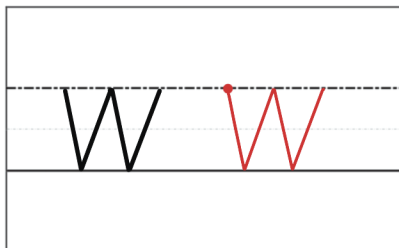
Colour Me



vicuna



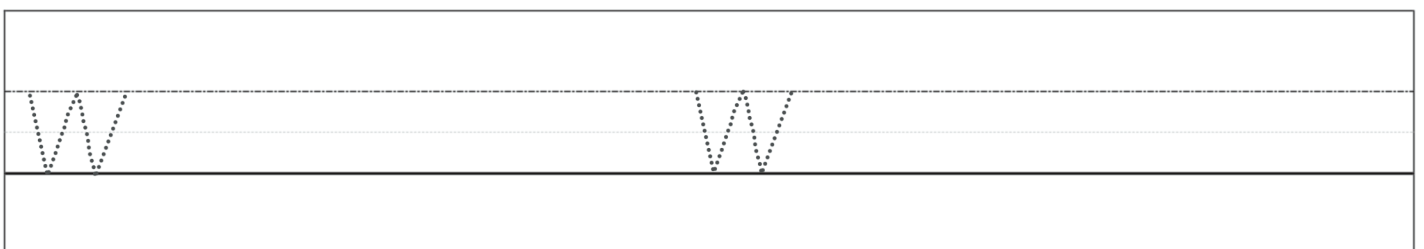
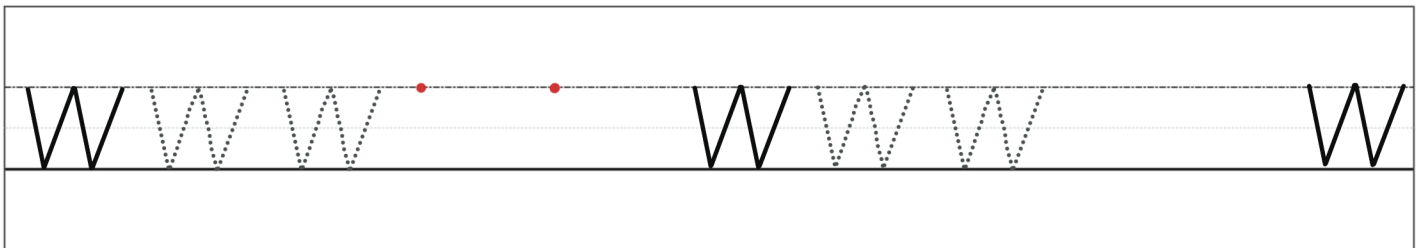
walrus



Colour Me



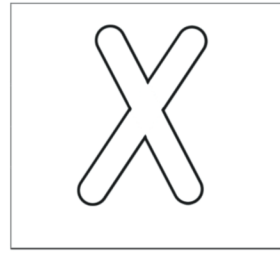
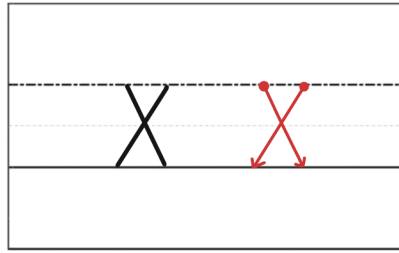
weasel




Name: _____ Date: _____



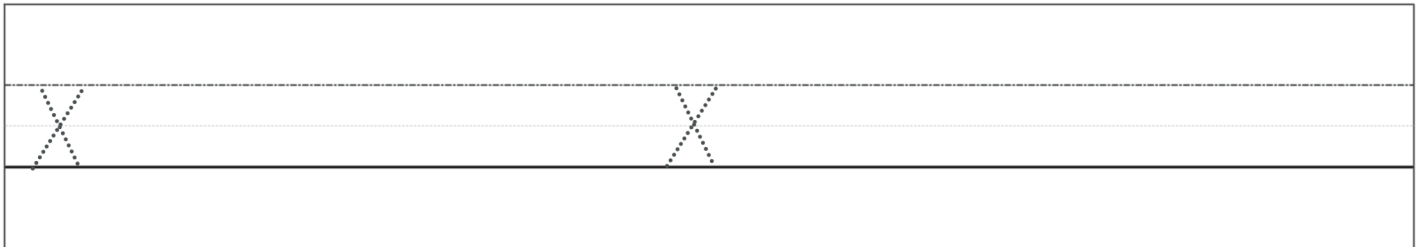
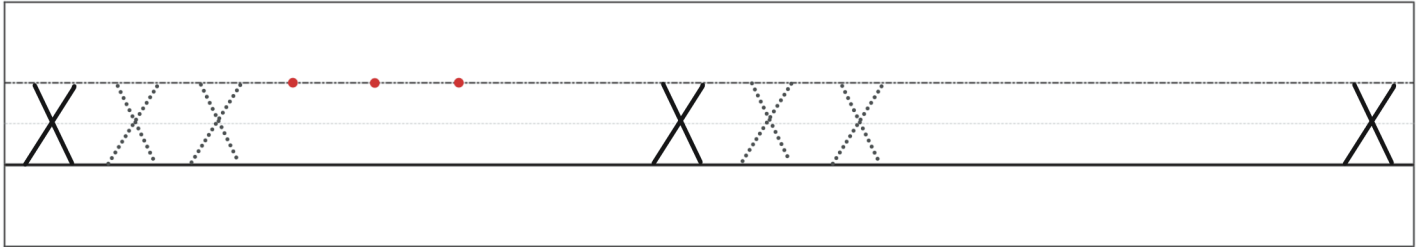
xantus



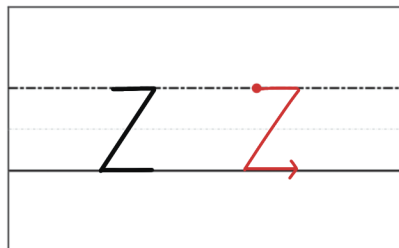
Colour Me



xeme



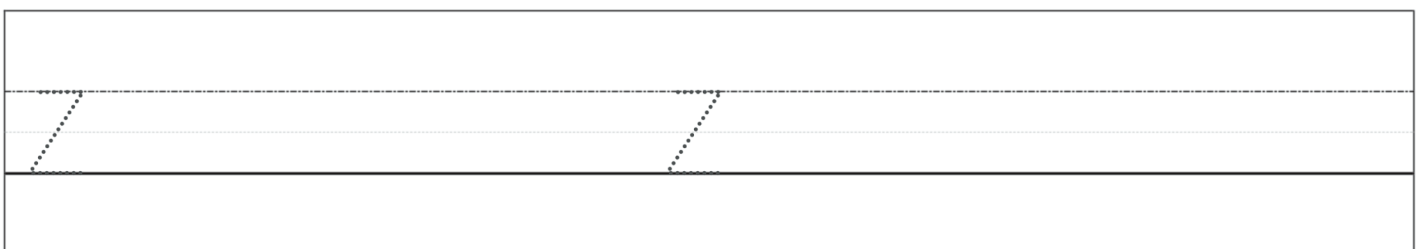
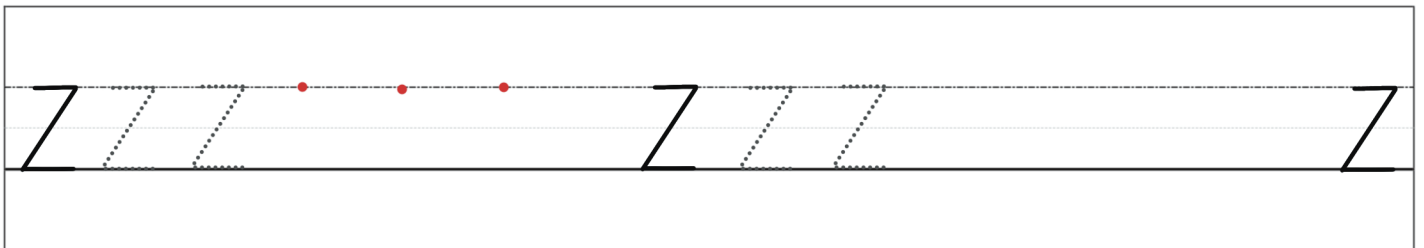
zebu



Colour Me



zebra




*Kids
Handwrite™*



**RESOURCE
MATERIAL**



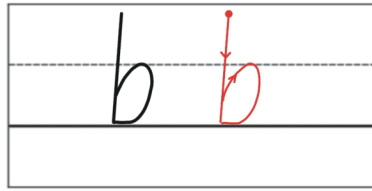
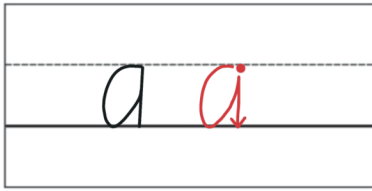
*Individual
Letter Practice*








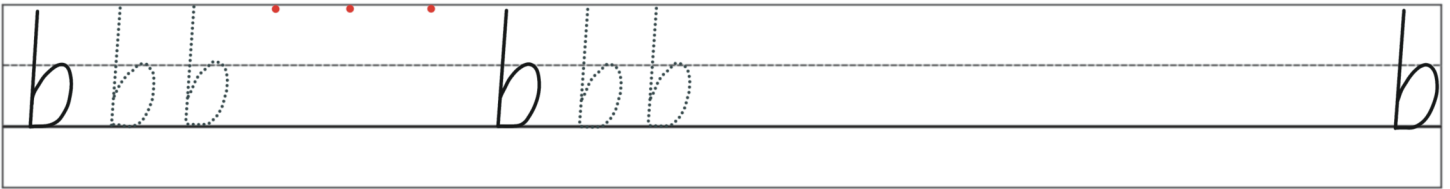
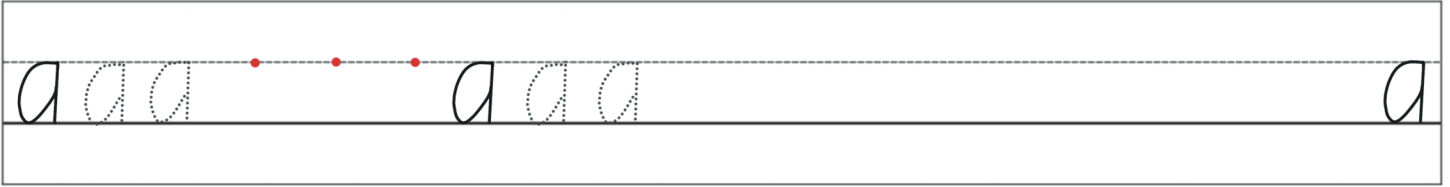
Name: _____ Date: _____



alligator

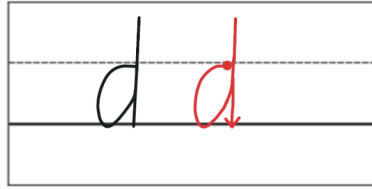
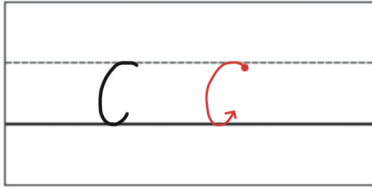


bear





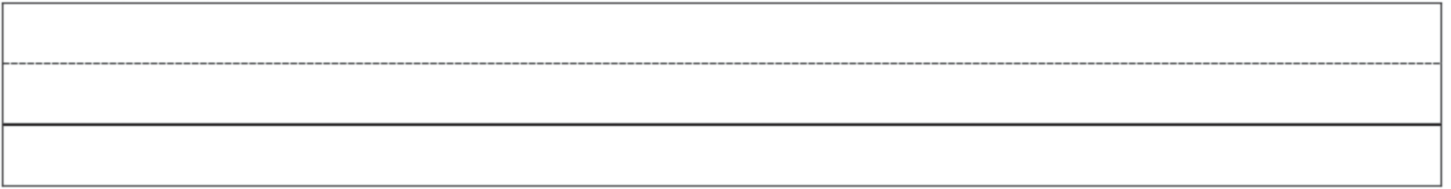
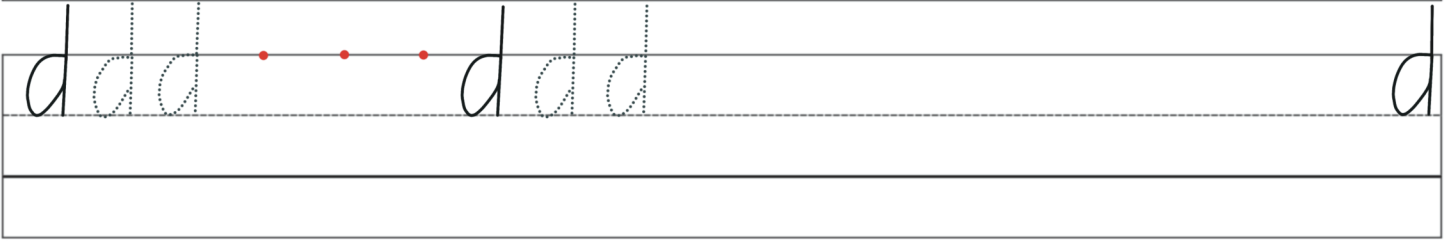


Name: _____ Date: _____

cat



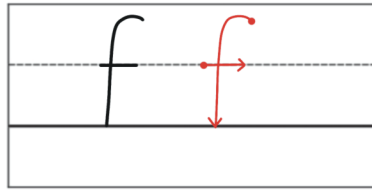

dog








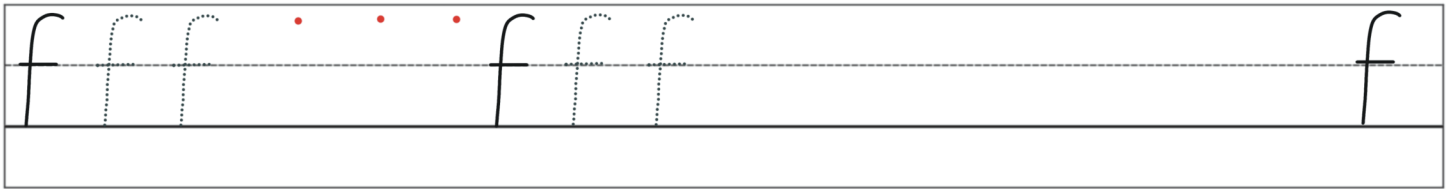
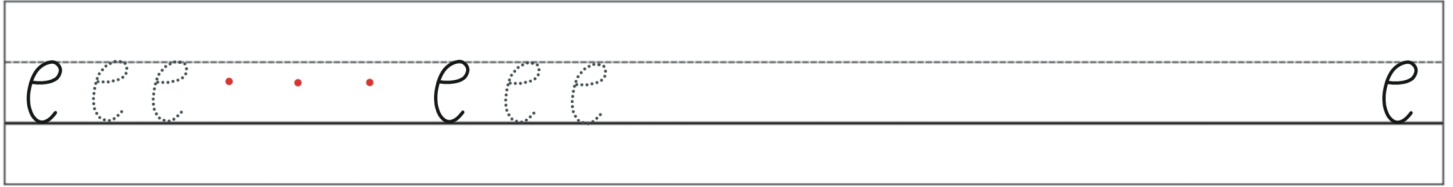
Name: _____ Date: _____



elephant

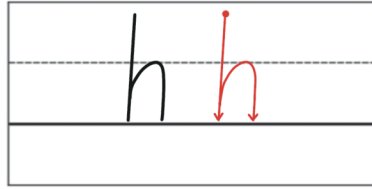



frog






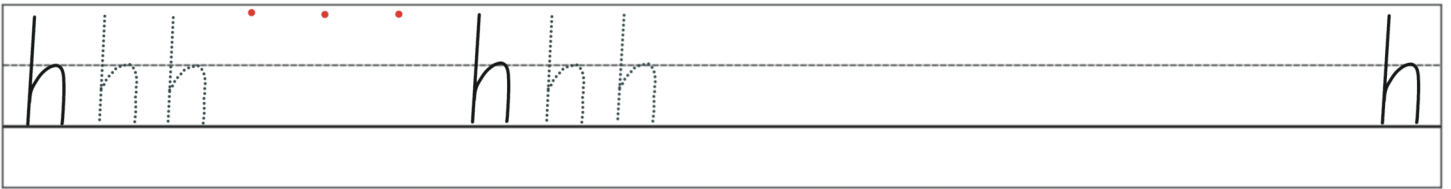
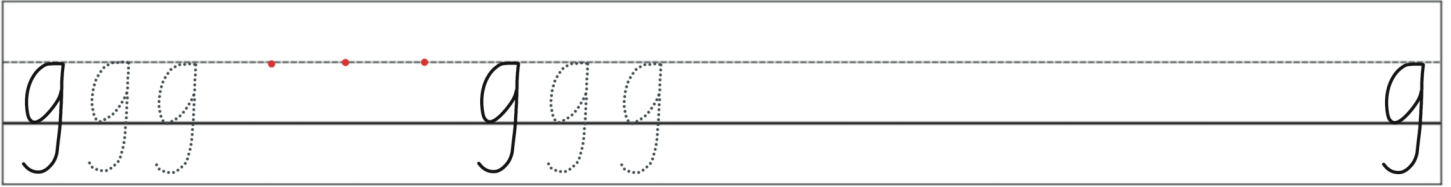


Name: _____ Date: _____

giraffe

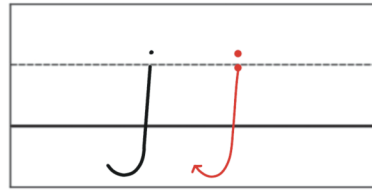
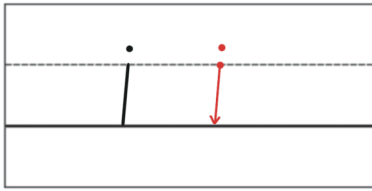


horse







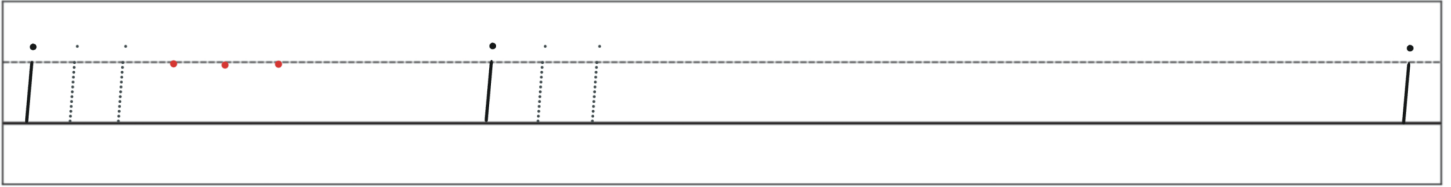


Name: _____ Date: _____

ibex

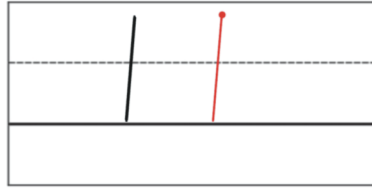


jellyfish







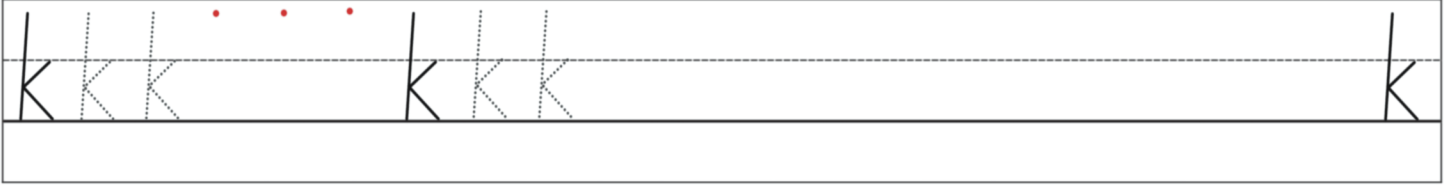


Name: _____ Date: _____

kangaroo

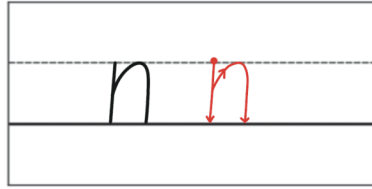
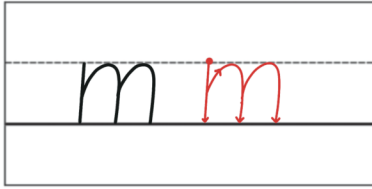


lamb






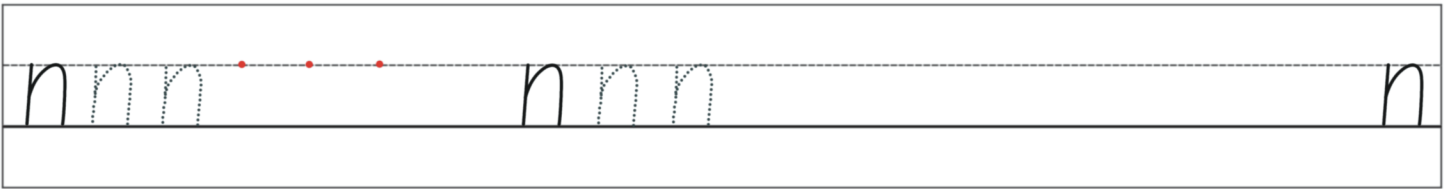
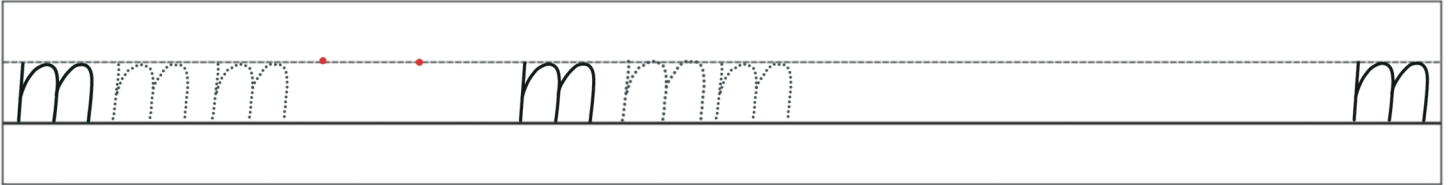


Name: _____ Date: _____

mallard

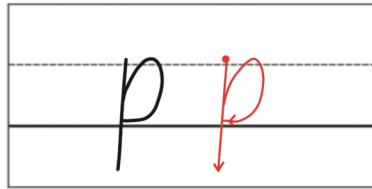
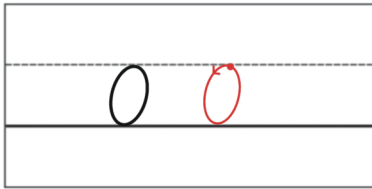



norway rat









Name: _____ Date: _____

ostrich

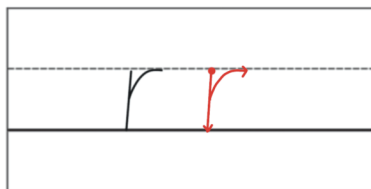


parrot







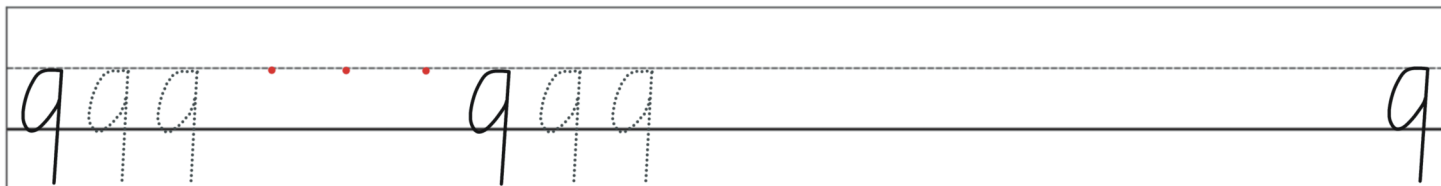


Name: _____ Date: _____

quokka



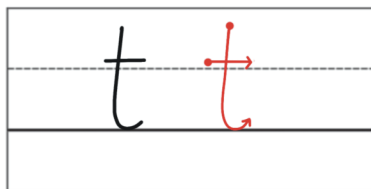
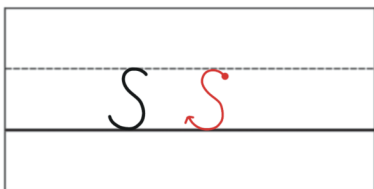
rabbit








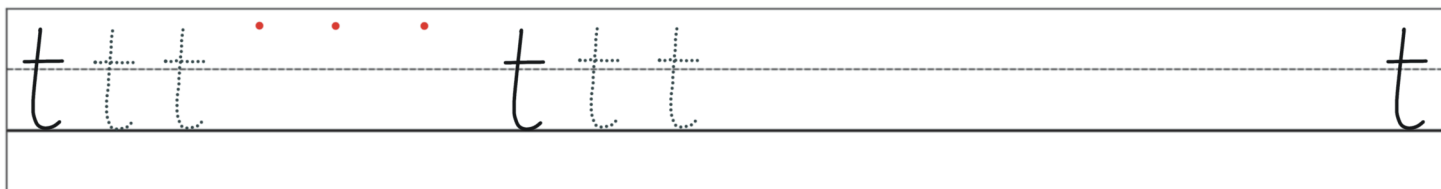

Name: _____

Date: _____






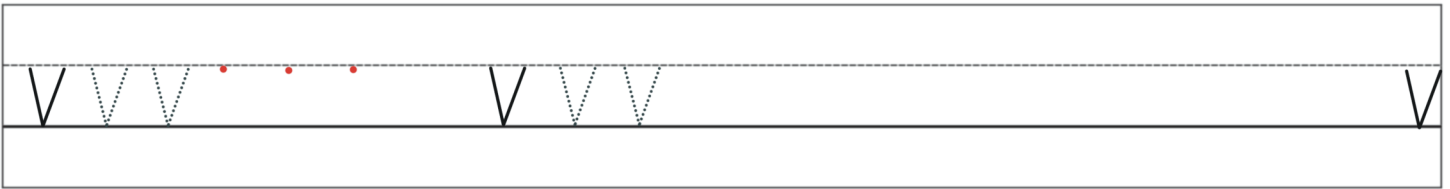
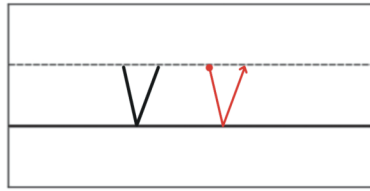
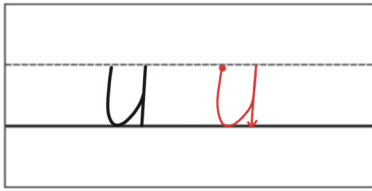
squirrel



tiger



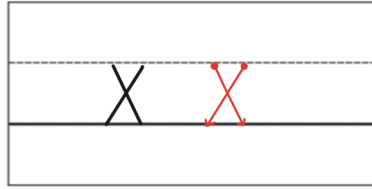
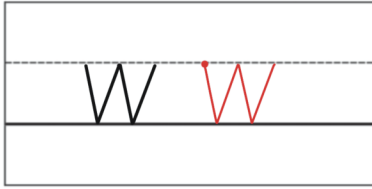
Name: _____ Date: _____








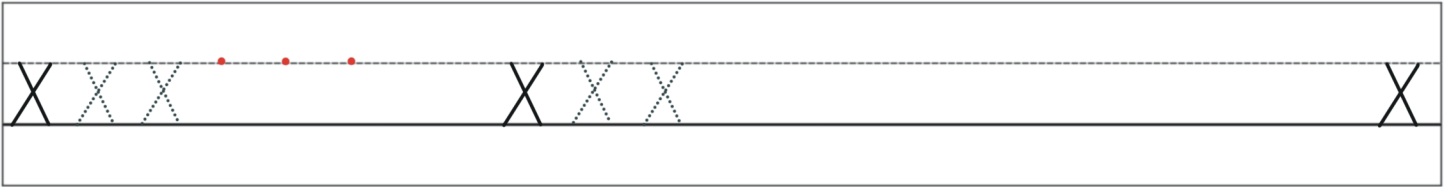
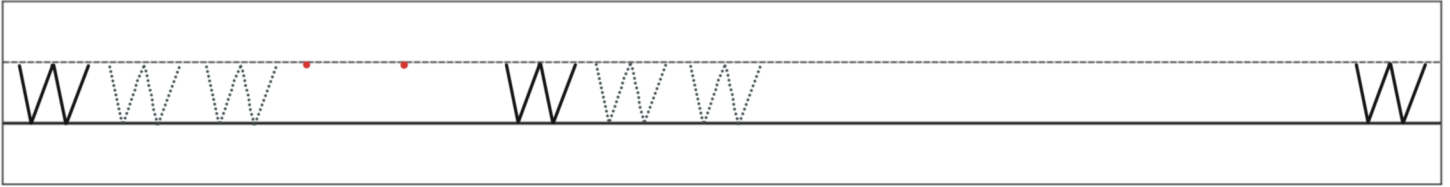
Name: _____ Date: _____



walrus

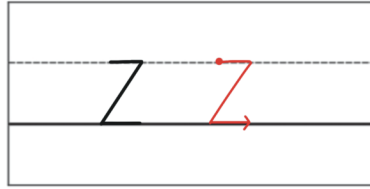



xeme







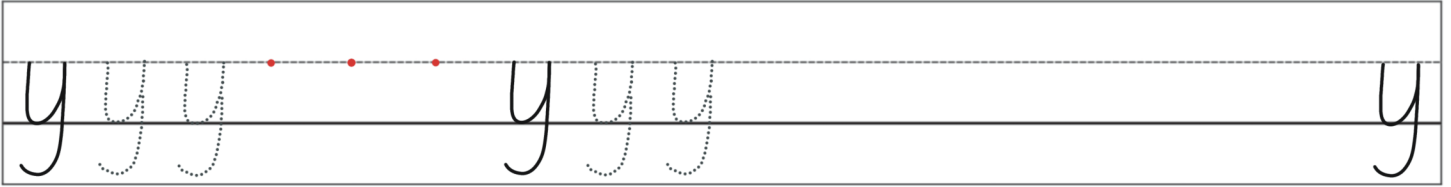


Name: _____ Date: _____

yellow
mongoose



zebra




Kids
Handwrite™



**RESOURCE
MATERIAL**



Sight Words
Print Italics



SIGHT WORDS WORKSHEET

Copy the sample words at least two or three times in the space below each word.

and

are

at

be

but

by

call

can

come

day

do

down

each

end

even

SIGHT WORDS WORKSHEET

Copy the sample words at least two or three times in the space below each word.

find

first

from

give

good

grow

had

help

home

ice

into

its

jam

jump

just

SIGHT WORDS WORKSHEET

Copy the sample words at least two or three times in the space below each word.

keep

kind

know

like

little

long

made

many

more

name

not

now

one

out

over

SIGHT WORDS WORKSHEET

Copy the sample words at least two or three times in the space below each word.

part

people

play

quiet

quit

quiz

right

road

row

sad

said

some

that

the

time

SIGHT WORDS WORKSHEET

Copy the sample words at least two or three times in the space below each word.

under

up

use

Blank handwriting practice lines for the word 'under'.

Blank handwriting practice lines for the word 'up'.

Blank handwriting practice lines for the word 'use'.

van

vase

very

Blank handwriting practice lines for the word 'van'.

Blank handwriting practice lines for the word 'vase'.

Blank handwriting practice lines for the word 'very'.

wash

what

why

Blank handwriting practice lines for the word 'wash'.

Blank handwriting practice lines for the word 'what'.

Blank handwriting practice lines for the word 'why'.

xbox

x-men

x-ray

Blank handwriting practice lines for the word 'xbox'.

Blank handwriting practice lines for the word 'x-men'.

Blank handwriting practice lines for the word 'x-ray'.

yellow

yes

your

Blank handwriting practice lines for the word 'yellow'.

Blank handwriting practice lines for the word 'yes'.

Blank handwriting practice lines for the word 'your'.


Kids
Handwrite™



**RESOURCE
MATERIAL**



*Days and Months
Print*



DAYS AND MONTHS

Sunday

Blank handwriting practice lines for Sunday.

Monday

Blank handwriting practice lines for Monday.

Tuesday

Blank handwriting practice lines for Tuesday.

Wednesday

Blank handwriting practice lines for Wednesday.

Thursday

Blank handwriting practice lines for Thursday.

Friday

Blank handwriting practice lines for Friday.

Saturday

Blank handwriting practice lines for Saturday.

Blank handwriting practice lines.

Blank handwriting practice lines.

January

Blank handwriting practice lines for January.

February

Blank handwriting practice lines for February.

DAYS AND MONTHS

March

April

Blank handwriting practice lines for the month of March.

Blank handwriting practice lines for the month of April.

May

June

Blank handwriting practice lines for the month of May.

Blank handwriting practice lines for the month of June.

July

August

Blank handwriting practice lines for the month of July.

Blank handwriting practice lines for the month of August.

September

October

Blank handwriting practice lines for the month of September.

Blank handwriting practice lines for the month of October.

November

December

Blank handwriting practice lines for the month of November.

Blank handwriting practice lines for the month of December.


Kids
Handwrite™



**RESOURCE
MATERIAL**



Animal Words
Print Italics



Name: _____

Date: _____

Page 1

Printed Animal Words - a, b, c

alligator 

alligator

armadillo 

armadillo

bat 

bat

bear 

bear

cat 

cat

camel 

camel

Printed Animal Words - d, e, f

dog 

dog

dolphin 

dolphin

eagle 

eagle

elephant 

elephant

fox 

fox

frog 

frog

Printed Animal Words - g, h, i

giraffe 


giraffe

goat 

goat

horse 

horse

hippopotamus 

hippopotamus

iguana 

iguana

ibex 

ibex

Printed Animal Words - j, k, l

jaguar 

jaguar

jellyfish 

jellyfish

kangaroo 

kangaroo

kiwi 

kiwi

lamb 

lamb

lion 

lion

Printed Animal Words - m, n, o

mallard 

mallard

monkey 

monkey

newt 

newt

norway rat 

norway rat

ostrich 

ostrich

owl 

owl

Printed Animal Words - p, q, r

parrot



parrot

penguin



penguin

quail



quail

quokka



quokka

rabbit



rabbit

rattlesnake



rattlesnake

Printed Animal Words - s, t, u

seal



seal

squirrel



squirrel

tiger



tiger

turkey



turkey

unau



unau

unita chipmunk



unita chipmunk

Printed Animal Words - v, w, x

vicuna



vicuna

vulture




vulture

weasel




weasel

walrus



walrus

xantus



xantus

xeme



xeme

Printed Animal Words - y, z

yak 

yak

yellow mongoose 

yellow mongoose

zebra 

zebra

zebu 

zebu